



Self-Propelled Telescopic Booms

S[®]-80 XC™ & S-85 XC

Specifications

Models	S-80 XC		S-85 XC	
Measurements	Metric	US	Metric	US
Working height maximum*	26.38 m	86 ft	27.91 m	91 ft
Platform height maximum	24.38 m	80 ft	25.91 m	85 ft
Horizontal reach maximum	20.83 m	68 ft 4 in	22.71 m	74 ft 6 in
Below ground reach	1.68 m	5 ft 6 in	2.69 m	8 ft 10 in
▲ Platform length - 8 ft model	0.91 m	3 ft	0.91 m	3 ft
▲ Platform length - 6 ft model	0.76 m	2 ft 6 in	0.76 m	2 ft 6 in
▲ Platform width - 8 ft model	2.44 m	8 ft	2.44 m	8 ft
▲ Platform width - 6 ft model	1.83 m	6 ft	1.83 m	6 ft
▲ Height - stowed	2.80 m	9 ft 2 in	2.80 m	9 ft 2 in
▲ Length - stowed	11.30 m	37 ft 1 in	12.37 m	40 ft 7 in
▲ Length - transport (jib tucked under)	—	—	11.60 m	38 ft
▲ Width	2.49 m	8 ft 2 in	2.49 m	8 ft 2 in
▲ Wheelbase	2.85 m	9 ft 4 in	2.85 m	9 ft 4 in
▲ Ground clearance - center	0.40 m	15.8 in	0.40 m	15.8 in

Productivity

Maximum lift capacity - unrestricted	300 kg	660 lb	300 kg	660 lb
- restricted	454 kg	1,000 lb	454 kg	1,000 lb
Platform rotation	160°	160°	160°	160°
Vertical jib rotation	—	—	135° (+ 78° /- 57°)	—
Turntable rotation	360° continuous		360° continuous	
Turntable tailswing	1.60 m	5 ft 3 in	1.60 m	5 ft 3 in
Drive speed - stowed	5.4 km/h	3.3 mph	5.4 km/h	3.3 mph
- raised/extended	0.3 m/s	0.95 mph	0.3 m/s	0.95 mph
Gradeability - stowed**	45%	45%	45%	45%
Turning radius : inside	3.66 m	12 ft	3.66 m	12 ft
outside	6.55 m	21 ft 6 in	6.55 m	21 ft 6 in
Controls	12V DC proportional		12V DC proportional	
Tyres - RT foam filled	18-625, 16 ply		18-625, 16 ply	

Power

Power source	Deutz TD 2011 L04i, 74 hp (55 kW), Stage IIIA Deutz TD2.9 L4, 74 hp (55 kW), Stage IIIB			
Auxiliary power unit	12V DC	12V DC	12V DC	12V DC
Hydraulic tank capacity	150 L	40 gal	150 L	40 gal
Fuel tank capacity - diesel	132 L	35 gal	132 L	35 gal

Sound & Vibration Levels

Sound pressure level (ground workstation)	83 dBA	83 dBA	83 dBA	83 dBA
Sound pressure level (platform workstation)	71 dBA	71 dBA	71 dBA <td 71 dBA	
Vibration	<2.5 m/s ²	<8 ft 2 in/s ²	<2.5 m/s ²	<8 ft 2 in/s ²

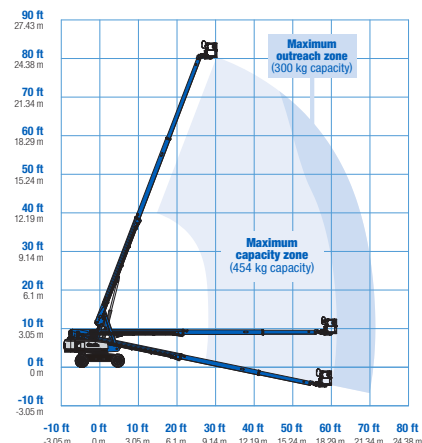
Weight***

4WD	16,783 kg	37,000 lbs	17,917 kg	39,500 lbs
-----	-----------	------------	-----------	------------

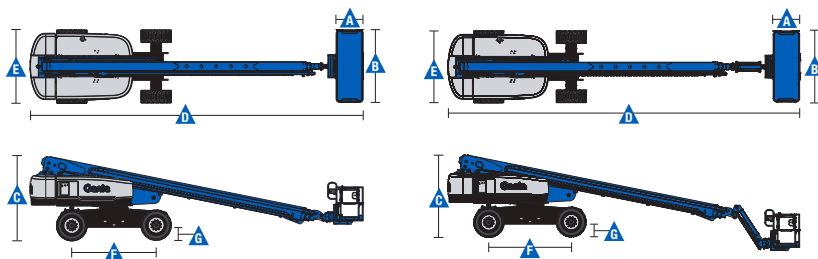
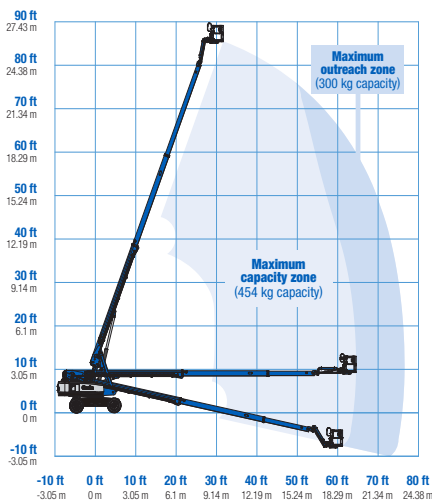
Standards Compliance

EU Directives: 2006/42/EC - Machinery (harmonized standard EN280); 2004/108/EC (EMC); 2000/14/EC (Outdoor Noise)

Range Of Motion S-80 XC



Range Of Motion S-85 XC



* The metric equivalent of working height adds 2 m to platform height. U.S. adds 6 ft to platform height.

** Gradeability applies to driving on slopes. See operator's manual for details regarding slope ratings.

*** Weight will vary depending on options and/or country standards.



Self-Propelled Telescopic Booms

S[®]-80 XC[™] & S-85 XC

Features

Standard Features

Measurements

S-80 XC

- 26.38 m (86 ft) working height
- 20.83 m (68 ft 4 in) horizontal reach
- 300 kg (660 lb) unrestricted and 454 kg (1,000 lb) restricted lift capacity

S-85 XC

- 27.91 m (91 ft) working height
- 22.71 m (74 ft 6 in) horizontal reach
- 300 kg (660 lb) unrestricted and 454 kg (1,000 lb) restricted lift capacity

Productivity

- Self-leveling platform
- 160° hydraulic platform rotation
- Thumb rocker steering
- Proportional joystick controls
- Hydraulic oil cooler
- Drive enable system
- Chassis tilt drive function cut-out
- AC power cord to platform
- Horn
- Hour meter
- Tilt alarm
- Descent motion & travel alarms
- Flashing beacon
- 360° continuous turntable rotation
- Positive traction drive
- Two speed wheel motors
- On board full diagnostics and engine monitoring display
- Dual battery system
- Telematics ready connector
- Lift Guard[™] Contact Alarm

Power

- 12 V DC auxiliary power
- Anti-restart engine protection
- Engine gauge package
- Auto engine fault shutdown
- Intake air heater (Deutz engine)

Easily Configured To Meet Your Needs

Platform Options

- Steel 1.83 m (6 ft) dual-entry platform with side swing gate
- 2.44 m (8 ft) tri-entry platform with side swing gate (standard)

Engine Options

- Deutz Stage IIIA turbo diesel 55 kW (74 hp)
- Deutz Stage IIIB turbo diesel 55 kW (74 hp)

Drive

- 4 x 4

Axle

- Active oscillation (standard)

Tyre Options

- Rough terrain foam-filled (standard - water base)
- Rough terrain non-marking foam-filled

Options & Accessories

Productivity Options

- Half-mesh platform inserts
- Platform auxiliary top rail
- Power to platform: plug, socket, with optional Residual-current Circuit Breaker with Overcurrent protection ⁽²⁾
- Work lights package (2 on chassis, 2 on platform) ⁽²⁾
- Dual axis joystick steering
- Biodegradable hydraulic oil
- Hostile environment kit ⁽²⁾: cylinder bellows, boom wiper seals, platform and ground control box cover
- Deluxe hostile environment kit ⁽²⁾: adds to basic kit center turntable shield, ring gear guard, tail pipe guard, engine cover flaps and air pre-cleaner
- Chassis tilt lift function cut-out kit
- Panel cradle package
- Track & Trace ⁽¹⁾ (GPS unit providing machine location & operating information)
- Lockable platform & ground control box covers
- Tow package ⁽²⁾
- Operator Protective Structure ⁽³⁾

Power Options

- Lift Power[™] 3kW AC generator, 110V/60Hz, 110V/50Hz or 240V/50Hz
- Cold Weather Recirc Kit: 5W-40 Synthetic Engine Oil, Oil Pan Heater, Battery Heater, Platform Manifold Recirculation and Hydraulic Tank Heater ⁽²⁾
- Low temperature cut-out module
- EMEAR Cold Start kit: Inc. Engine heater & battery charger
- Diesel catalytic scrubber muffler ⁽²⁾
- Diesel air intake pre-cleaner ⁽²⁾



⁽¹⁾ Includes a first 2 years subscription

⁽²⁾ Factory-fit option only

⁽³⁾ Aftermarket only